

<p style="text-align: center;">New Year home learning</p> <p>Complete some of these activities. Post your work onto Seesaw or email to Miss Wadsworth. misswadsworth@south-stoke.oxon.sch.uk</p>	<p>English</p> <ul style="list-style-type: none"> New year to do list (remember commas after each item in the list) Christmas holiday report writing (on the blank boxes draw some ideas to help you complete the sentences, on the lined paper write your ideas as sentences, remember capital letters and full stops, can you use any other punctuation such as ? or !) New Year Reading Comprehension Maths & English Workbook 1 	<p>Maths</p> <ul style="list-style-type: none"> Number and Place Value learning from home activity booklet Play board games Practise writing numbers, can you write them in paint, water, mud, anything else you can think of! Play some maths games on the websites given Watch Numberblocks Maths & English Workbook 1
--	--	---

PE/Wellbeing

- Look at the body coach's videos. He's live on his YouTube channel Monday, Wednesday and Friday. We'll be joining in at school.
- Daily walk/run/cycle/scoot (be safe!)
- Remember to set up street tag for when you're out and about
- Cosmic yoga videos
- Colour in the 2021 mindfulness colouring
- Random acts of kindness promises

Handwriting

- Practise your ladder letters (l, i, u, y, j, t)

Follow the links to look at correct formation, can you practise writing these - how many different things can you write these in - pencils, pens, paint, sand, water, flour, glitter, etc.

<https://youtu.be/W55kiMs2454> - l

<https://youtu.be/cPJYN-mx9OA> - i

<https://youtu.be/Rhdda6k7BQO> - y

<https://youtu.be/2TXb8uoSXsU> - u

<https://youtu.be/c7iYprpOAxg> - t




<https://youtu.be/ihDLrtIZIdw> - j

In school we wouldn't necessarily do these all at once, we'd spend a day or two on each one and then add another one until we'd done them all - we have looked at all of these already so this is not completely new to them.

Phonics

- Complete daily challenges on Seesaw.
- Learn to spell the days of the week.
- Flashcard exception words
- Flashcard sounds
- Watch some videos from https://www.youtube.com/channel/UCP_FbjYUP_UtldV2K_-niWw

Topic

<p> Look at powerpoint about New Year</p> <ul style="list-style-type: none"> Find out about Rosh Hashanah. (Jewish New Year Festival) Make Honey Biscuits (Recipe Attached) or Honey Cake (Recipe Attached) Firework in Jar Science Experiment (instructions attached) 	<p></p> <ul style="list-style-type: none"> Find out about New Year traditions around the world - create a poster/factfile or powerpoint about them. Look at New Year Resolutions powerpoint - complete the activities in it. 	<p></p> <ul style="list-style-type: none"> Research Yom Kippur (a Jewish Festival a week after Rosh Hashanah.) How could you present the information you have found? Find out about Robert Burns, who wrote Auld Lang Syne, write a biography for him.
--	---	---

Creative Arts

- Art/D&T:** Complete the time capsule activity. You bury this in your garden or hide it in the loft. We will be doing one at school too so you can send you ideas through and we can add to the school one.
- Art/D&T:** Can you create a night time scene of a firework display. This could be done using paint, crayons or pens. Could you take it further and complete a 3D scene of this?
- Music:** Go to this link <https://www.youtube.com/watch?v=GG5h6W1qSdc> This is a song called Auld Lang Syne. It is a song traditionally sung at New Year. Can you learn the words? Ask your family about the traditional dance that goes with the song. Can you film yourself (and family) performing the song.
- Music:** Can you rewrite the lyrics to Auld Lang Syne? Can you reflect the year we are having/going to have in your song?

Christmas Holidays Writing Report

I watched...

I received...



I visited...

I ate...



I gave...



Christmas Holidays Writing Report

I watched...

I received...




I visited...

I ate...



I gave...



Happy New Year!!

This year
I want to...

One thing
I would like to do
again...

My goals
for this year...

This year
I can't wait to...

The best
day of school
last year was...



Ten Things I Want to Do in the New Year

A new year is here and hopefully it will be amazing! What are your plans? What are the ten things you would most like to do to make sure this is a great year? Record them here and display them so you can tick them off as you do them throughout the year!

	My To Do List!	Done?
1		
2		
3		
4		
5		
6		
7		
8		
9		
10		



Ten Things I Want to Do in the New Year

A new year is here and hopefully it will be amazing! What are your plans? What are the ten things you would most like to do to make sure this is a great year? Record them here and display them so you can tick them off as you do them throughout the year!

	My To Do List!	Done?
1		
2		
3		
4		
5		
6		
7		
8		
9		
10		

Happy New Year!

When Is New Year?

In many countries, New Year is celebrated at midnight on 31st December to 1st January. A new year is a new start and it is a time for celebration.

New Year Resolutions

New Year's resolutions are like 'promises' for the New Year. It could be something you want to get better at or something you want to change.

Possible New Year's Resolutions

- I will tidy my bedroom every day.
- I will join a new group or club.
- This year, I will eat the broccoli that my mum gives me for my tea.



New Year around the UK

England - Many people watch the fireworks in London and count down the time on Big Ben.

Wales - New Year is called Calennig.

Ireland - New Year is celebrated with friends and family.

Scotland - New Year's Eve is called Hogmanay.

Happy New Year Questions

1. When is New Year celebrated? Tick **one**.

- ☐ at midday on 31st December
- ☐ at midnight on 31st January
- ☐ at midnight on 31st December

2. What are New Year's resolutions like? Tick **one**.

- ☐ promises
- ☐ changes
- ☐ celebrations

3. Which of these sentences shows a possible New Year's resolution? Tick **one**.

- ☐ I will celebrate at midnight.
- ☐ I will keep my bedroom clean.
- ☐ I will not have a new start.

4. What is New Year's Eve in Scotland called? Tick **one**.

- ☐ Calennig
- ☐ Hogmanay
- ☐ Big Ben

5. What do many people in England do at New Year? Tick **two**.

- ☐ watch fireworks in London
- ☐ join a new group or club
- ☐ count down the time on Big Ben

Happy New Year Answers

1. When is New Year celebrated? Tick **one**.
 - ☐ at midday on 31st December
 - ☐ at midnight on 31st January
 - ☒ **at midnight on 31st December**

2. What are New Year's resolutions like? Tick **one**.
 - ☒ **promises**
 - ☐ changes
 - ☐ celebrations

3. Which of these sentences shows a possible New Year's resolution? Tick **one**.
 - ☐ I will celebrate at midnight.
 - ☒ **I will keep my bedroom clean.**
 - ☐ I will not have a new start.

4. What is New Year's Eve in Scotland called? Tick **one**.
 - ☐ Calennig
 - ☒ **Hogmanay**
 - ☐ Big Ben

5. What do many people in England do at New Year? Tick **two**.
 - ☒ **watch fireworks in London**
 - ☐ join a new group or club
 - ☒ **count down the time on Big Ben**

Happy New Year!

When Is New Year?

In most countries, New Year is from midnight on 31st December to 1st January. New Year is celebrated in many different ways including parties, time with family and friends and watching firework displays.

New Year Traditions

For some people, New Year is a time to think about what they have done in the last year. It may also be a time to think about things that they would like to improve over the coming year. People often make New Year's resolutions linked to things they want to achieve or change over the next 12 months.

New Year around the UK

New Year in England

- One of the main focuses at New Year is Big Ben at the Houses of Parliament.
- On 1st January, there is a New Year Parade in London which has happened every year since 1987.



Happy New Year!

New Year in Ireland

- Many people in Ireland enjoy celebrating New Year with their friends and families.
- Large firework displays are attended in some of the larger cities, including Belfast and Dublin.

New Year in Scotland

- New Year's Eve is known as Hogmanay in Scotland.
- First-footing is a tradition where people go to one another's homes to bring a gift of whisky and coal, to bring good fortune to the house for the next year.

New Year in Wales

- New Year is known as Calennig in Wales.
- On New Year's Eve, the Nos Galan road race is held. It is a 5km run on Mountain Ash. Many people take part, including elite runners and families.



Happy New Year Questions

1. When is New Year celebrated in most countries? Tick **one**.

- ☐ from midnight on 31st December to 1st January
- ☐ from midnight on 1st December to 31st January
- ☐ from midday on 31st December to 1st January

2. Draw lines to match these sentences.

In England	•
In Ireland	•
In Scotland	•
In Wales	•

• ... New Year is called Calennig.

• ... people go first-footing and bring a gift of whisky and coal.

• ... there are firework displays in Belfast and Dublin.

• ... there is a New Year Parade on 1st January.

3. Tick **true** or **false** to show if these sentences are correct or incorrect.
One has been done for you.

	True	False
Many people make New Year's resolutions.	✓	
There are celebrations at the Houses of Parliament.		
There is a road race in England.		
Hogmanay is only in Ireland.		

4. **Find** and **copy** a word which means the same as **luck**.

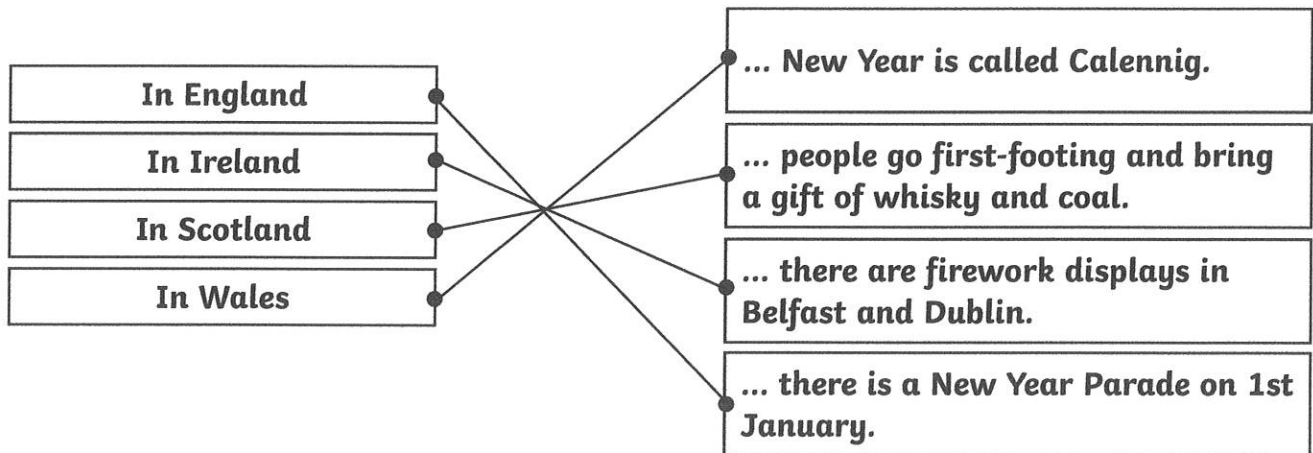
5. When is the Nos Galan road race held in Wales?

Happy New Year Answers

1. When is New Year celebrated in most countries? Tick **one**.

- ☒ **from midnight on 31st December to 1st January**
- ☐ from midnight on 1st December to 31st January
- ☐ from midday on 31st December to 1st January

2. Draw lines to match these sentences.



3. Tick **true** or **false** to show if these sentences are correct or incorrect.
One has been done for you.

	True	False
Many people make New Year's resolutions.	✓	
There are celebrations at the Houses of Parliament.	✓	
There is a road race in England.		✓
Hogmanay is only in Ireland.		✓

4. **Find** and **copy** a word which means the same as **luck**.
fortune

5. When is the Nos Galan road race held in Wales?
It is held on New Year's Eve.

Happy New Year!

When Is New Year?

In the UK, we celebrate the beginning of New Year from midnight on 31st December to 1st January. People like to celebrate the coming of the new year in different ways.

New Year Traditions

For some people, New Year signifies a time to reflect on what they have achieved in the last year. It may also be a time to reflect on things that they would like to improve over the coming year. For others, New Year is a time for celebration and to think about new beginnings. People often make New Year's resolutions which are linked to things they want to achieve or change over the next 12 months.



New Year around the UK

New Year is often celebrated in England by gathering family and friends together, singing and watching fireworks. In London, fireworks light up the night sky on the Embankment where thousands of people go to welcome in the new year.

Happy New Year!

In Scotland, the stroke of midnight is symbolised with the firing of a cannon at Edinburgh Castle. New Year's Eve is called Hogmanay in Scotland and people celebrate by exchanging gifts and spending time with their loved ones.

In Wales, New Year is known as Calennig, which means 'first day of the month'. In the Welsh capital, Cardiff, celebrations are held at the Cardiff Civic Centre which include live music, fireworks, ice skating and fairground rides. It is customary to give gifts of bread and cheese in Wales at New Year.

New Year's Eve in Ireland is celebrated by gathering family and friends together and enjoying small parties in their homes. Some of the larger cities, such as Belfast and Dublin, hold special New Year's events for people to enjoy.



Happy New Year Questions

1. Which of these is **not** a New Year tradition? Tick **one**.

- ☐ making a New Year resolution
- ☐ looking after your pets
- ☐ thinking about new beginnings

2. Tick **true** or **false** to show if these sentences about New Year are correct or incorrect. One has been done for you.

	True	False
Family and friends often gather together at New Year.	✓	
A cannon is fired at Edinburgh Castle.		
'Calennig' means 'Happy New Year'		
People in Ireland may have parties with their families and friends.		

3. **Find** and **copy** the word which means **swapping things, such as gifts, between people**.

4. Fill in the missing words.

In _____, New Year is known as Calennig, which means
'_____ day of the _____'.

5. Write two items of food that are often given in Wales at New Year.

1) _____

2) _____

6. Jack really likes listening to music and ice skating. Where should he go to celebrate New Year? Give at least one reason for your answer from the text.

Happy New Year Answers

1. Which of these is **not** a New Year tradition? Tick **one**.

- ☐ making a New Year resolution
- ☒ **looking after your pets**
- ☐ thinking about new beginnings

2. Tick **true** or **false** to show if these sentences about New Year are correct or incorrect. One has been done for you.

	True	False
Family and friends often gather together at New Year.	✓	
A cannon is fired at Edinburgh Castle.	✓	
'Calennig' means 'Happy New Year'		✓
People in Ireland may have parties with their families and friends.	✓	

3. **Find and copy** the word which means **swapping things, such as gifts, between people**.

exchanging

4. Fill in the missing words.

In **Wales**, New Year is known as Calennig, which means '**first** day of the **month**'.

5. Write two items of food that are often given in Wales at New Year.

1) **bread**

2) **cheese**

6. Jack really likes listening to music and ice skating. Where should he go to celebrate New Year? Give at least one reason for your answer from the text.
Jack should go to the Cardiff Civic Centre in the Welsh capital because he would like the live music and ice skating there.

Maths: Number and Place Value

Learning From Home Activity Booklet

Programme of Study – Number and Place Value

Statutory Requirements	Activity Sheet	Page Number	Notes
Count to and across 100, forwards and backwards, beginning with 0 or 1, or from any given number	Number Card Challenge	2	
Count in multiples of twos, fives and tens	Missing Number Snakes	3	
Given a number, identify one more and one less	Number Bows	4, 5	
Identify and represent numbers using objects and pictorial representations including the number line, and use the language of: equal to, more than, less than (fewer), most, least	Animal Matching (Numbers to 10)	6	
	Animal Matching (Numbers to 20)	7	
	Grab a Handful!	8	
Read and write numbers from 1 to 20 in numerals and words.	Number Practice	9, 10, 11, 12	
	Match the Number	13, 14	





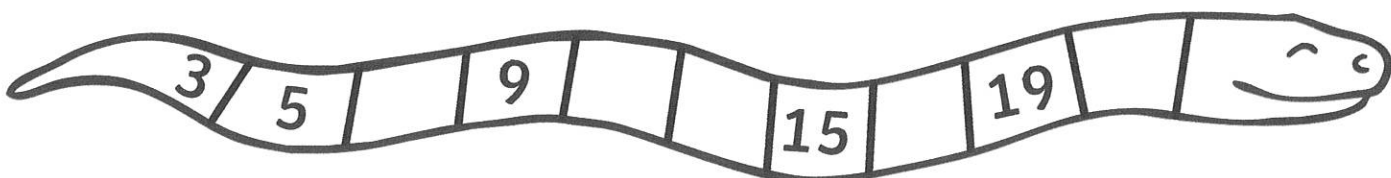


Number Card Challenge

Cut out these cards and shuffle them up. Place them face down. Take it in turns to choose a number from 0 to 100 (you could use 0 to 20 or 0 to 50 if you prefer). Take it in turns to pick a card from the pile and answer the question on the card about your number. If you get it right, you keep the question card. If you get it wrong, put the card at the bottom of the pile.

What is 3 more than your number?	Count on 10 from your number.	Which number comes after your number?
Count back 10 from your number.	Which number comes before your number?	Count on in 2s from your number.
Count from your number up to 100 (or 20 or 50).	Count back from your number to zero.	Is your number even or odd?

Missing Number Snakes





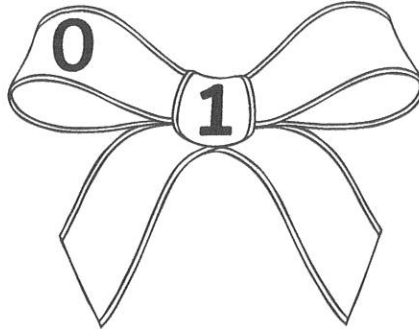

Fill in the missing numbers on the snakes. Be careful to check whether you are counting in 2s, 5s or 10s!









Number Bows - One More and One Less

Write the missing numbers on the bows.











Write one more.



Write one less.

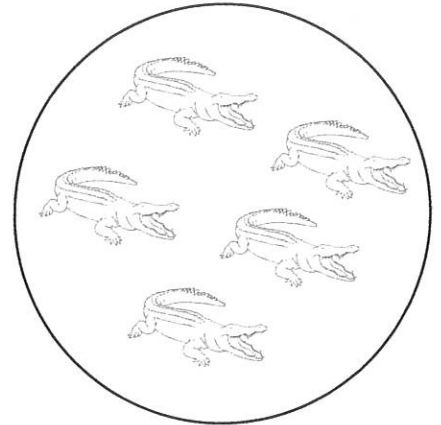
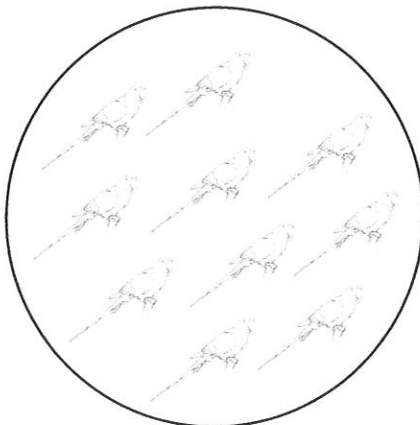







Write one less and one more.



Animal Matching - Numbers to 10

How many animals in each group?
Count them, then write the number in the circle.

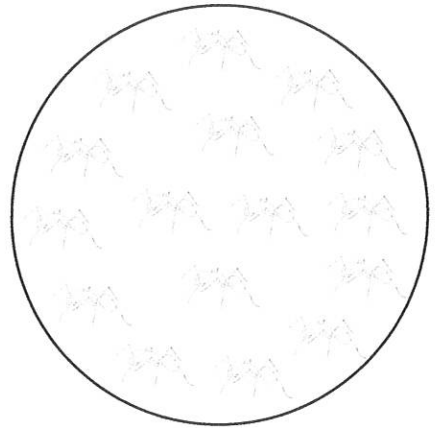
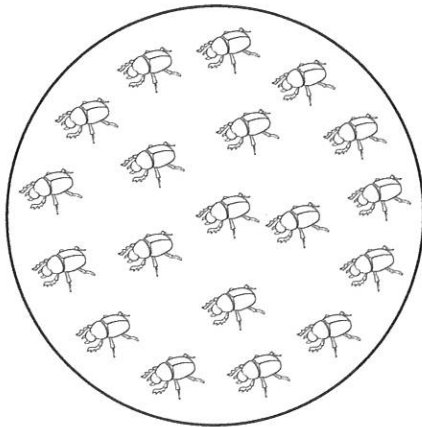
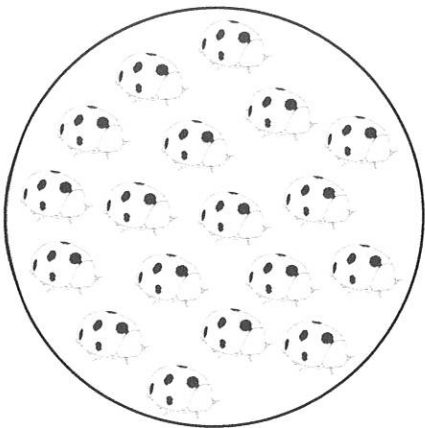


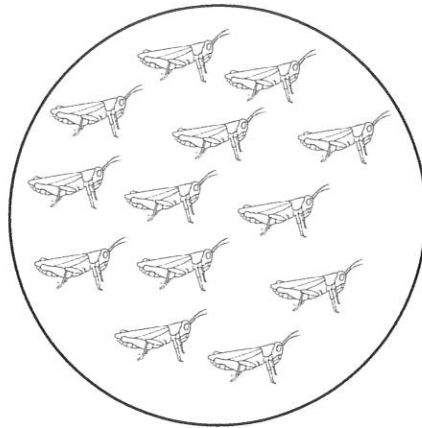
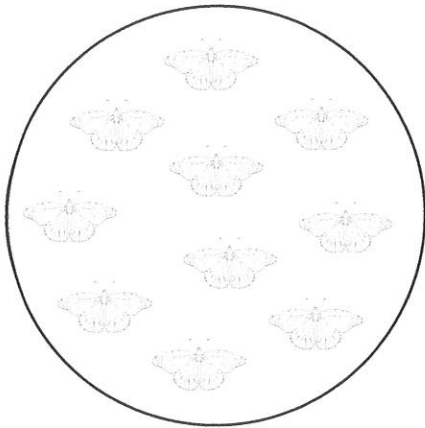


Now write each number on the number line.

0		2		4			7			
---	--	---	--	---	--	--	---	--	--	--

Animal Matching - Numbers to 20

How many animals in each group?
Count them, then write the number in the circle.



Now write each number on the number line.

0	1	2	3	4	5	6	7	8	9		11			14			17			20
---	---	---	---	---	---	---	---	---	---	--	----	--	--	----	--	--	----	--	--	----

Grab a Handful!


Fill a bag with beads, bricks, dried beans or other small items. The better you are at counting, the smaller the objects should be! Now take it in turns to 'grab a handful' and count them into a container. Write how many you have in your box. Whoever has more wins a counter. If you both have the same amount then you both win a counter. The winner is the person with the most counters after eight turns.

Challenge yourself by playing again, but this time the person with fewer objects wins a counter.

Tip: Encourage your child to count accurately by touching and/or moving each object and saying the number name as they do so. Help them to use the correct language of 'more', 'fewer', 'the same number' when comparing their number to yours.

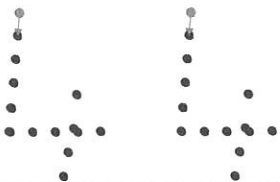

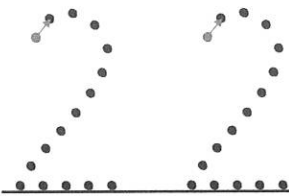

My number								
My helper's number								

Your number								
Your helper's number								



Number Practice - 0 to 10

Copy the numbers by going over the dotted lines. Then write the number yourself along the line. Tell your helper the numbers as you write them.



5 5

6 6

7 7

8 8

9 9

10 10

Number Practice - 11 to 20

Copy the numbers by going over the dotted lines. Then write the number yourself along the line. Tell your helper the numbers as you write them.

11 11

12 12

13 13

14 14

15 15

16 16

17 17

18 18

19 19

20 20

Match the Number - 0 to 10

Match each number to its word by drawing a line.

2
5
7
3
0
6
4
1
9
8
10

five
three
seven
nine
one
four
eight
six
two
ten
zero

Match the Number - 11 to 20

Match each number to its word by drawing a line.


15
11
18
20
13
14
16
17
12
19

sixteen
twenty
thirteen
seventeen
fifteen
nineteen
eleven
eighteen
fourteen
twelve

Year 1

Independent Maths & English Work Booklet





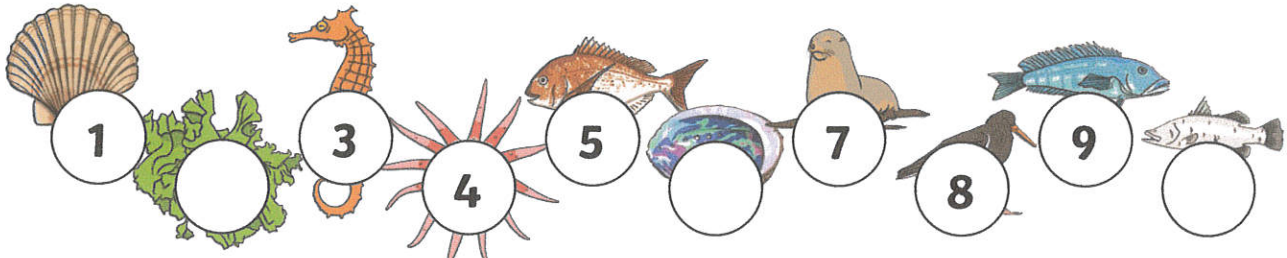
1



Under the Sea

Missing Numbers

Write each missing number on the sea creatures.



Under the Sea

I Spy and Add to 20


Count the number of each type of sea creature on the following page. Then, write the numbers in the boxes to create and solve these addition number sentences.



+




=



+



=




+




=



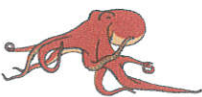
+



=




+



=


Under the Sea I Spy and Add to 20



Under the Sea


Counting in 2s Dot to Dot

Join the even dots to count in 2s and reveal the full picture.




Under the Sea

Subtraction up to 10




-5 =



-1 =



-2 =



-6 =



















-7 =



Under the Sea

Matching Activity

Circle the picture that is the same size as the first picture.



Pirates

Phonics Activity Mat

Section 1

Read these words aloud.

sweet

queen



teedin



yorb

drench



triff



phang



bookdog

sandwich

moth

Section 2

Add the sound buttons to these words.

spray

stone

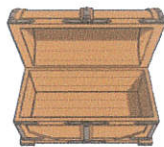
longer

Section 3

Write the real words next to the chest and the nonsense words next to the bin.

smish

right



time

lift

toint

frish

glest

printer



Section 4

Colour all the words that contain the **ay** digraph.

feet

three

sunshine

stray

leads

praying

socks

crayon



Section 5

Write the missing sounds on these words.



ki ____



sh ____ k



b ____ t



f ____ k



k ____ t ____



t ____ nip



ladd ____



m ____ z ____



sn ____ l



bru ____

Pirates

Phonics Checklist



Can
you...?

Tick **two** words that
can have '-er' and '-est'
added to the end to
make new, real words.

☐ chill ☐ small
☐ high ☐ bush



I did it!

☐


Can
you...?

Put a tick next to the
real words and a cross
next to the alien words.

☐ Aufes ☐ August
☐ author ☐ snake
☐ game ☐ rame
☐ prabe



I did it!

☐


Can
you...?

Spell the missing days
of the week.

Tuesday

Thursday

Friday

Saturday

Sunday

I did it!

☐


Can
you...?

Circle the
correct spelling.

wer

weer

were

I did it!

☐


Can
you...?

Complete the table.

Singular (one)	Plural (more than one)
	ducks
coach	
	shells

I did it!

☐


Can
you...?

Write these letters as
capital letters.

c

a

o

d

g

q

I did it!


☐

Pirates


Phonics Mosaic

Read the real and nonsense words with each digraph in.
Use the key to colour in the squares to reveal the hidden picture.


play	day	say	way	Sunday	pray	bay	gean	dreast
tray	clay	yay	vay	glay	tay	ray	preat	meach
sway	away	shray	runway	chay	spray	zay	stray	holiday
spray	Saturday	lay	birthday	whirt	sunray	hay	payday	bay
player	pay	daytime	stay	lird	layer	weekday	players	daydream
display	weekday	airway	haystack	shird	Thursday	daylight	hairspray	sway
playtime	saying	dirt	stir	girl	shirt	bird	tray	crayon
bead	firm	whirl	sir	birth	skirt	third	first	feast
seal	beat	seat	leap	read	sea	meat	beast	beam
east	clean	heat	eat	treat	beans	neat	speak	team



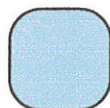
Real words
with **ea**




Real words
with **ir**




Nonsense words
with **ir**



Real words
with **ay**



Nonsense words
with **ea**



Nonsense words
with **ay**

Pirates

I Spy and Read

Draw a line to the matching picture when you have read each word.

clay

cloud

pie


sea

treat

cried

sprout

crayon





Challenge: Can you spell a word to match one of the pictures?

Pirates

The Mystery of the Missing Treasure

Captain Redbeard and his crew had been sailing for six long months when they finally arrived at Treasure Island.

The crew sailed the ships into Smuggler's Bay...



...and hopped off onto the sand.

After four days of walking, the crew finally started to dig at where X had marked the spot. However, when they opened the creaky treasure chest, all of the treasure was gone!



Someone must have sneaked off one of the ships during the night and stolen the treasure for themselves!



As Detective Chief Inspector on the case, it is your job to find out who has taken the treasure. You have taken down the names and descriptions of 20 crew members who were on Redbeard's ships. There are also five important clues that have been discovered. To crack the case, you will need to solve each clue and check the information with the list of names.

Will you be able to solve the mystery and help Redbeard find the greedy pirate? Good luck!

Pirates: The Mystery of the Missing Treasure



Clue 1: Lads and Lassies

Read each of these words and tick whether the word is real or nonsense.



If there are more **real** words, the treasure thief is **male**.



If there are more **nonsense** words, the treasure thief is **female**.



☐ real
☐ nonsense




☐ real
☐ nonsense



☐ real
☐ nonsense




☐ real
☐ nonsense



☐ real
☐ nonsense




☐ real
☐ nonsense



☐ real
☐ nonsense



☐ real
☐ nonsense



☐ real
☐ nonsense



☐ real
☐ nonsense



☐ real
☐ nonsense



☐ real
☐ nonsense

There are ☐ real words and ☐ nonsense words.

There are more _____ words so the greedy pirate must be _____.



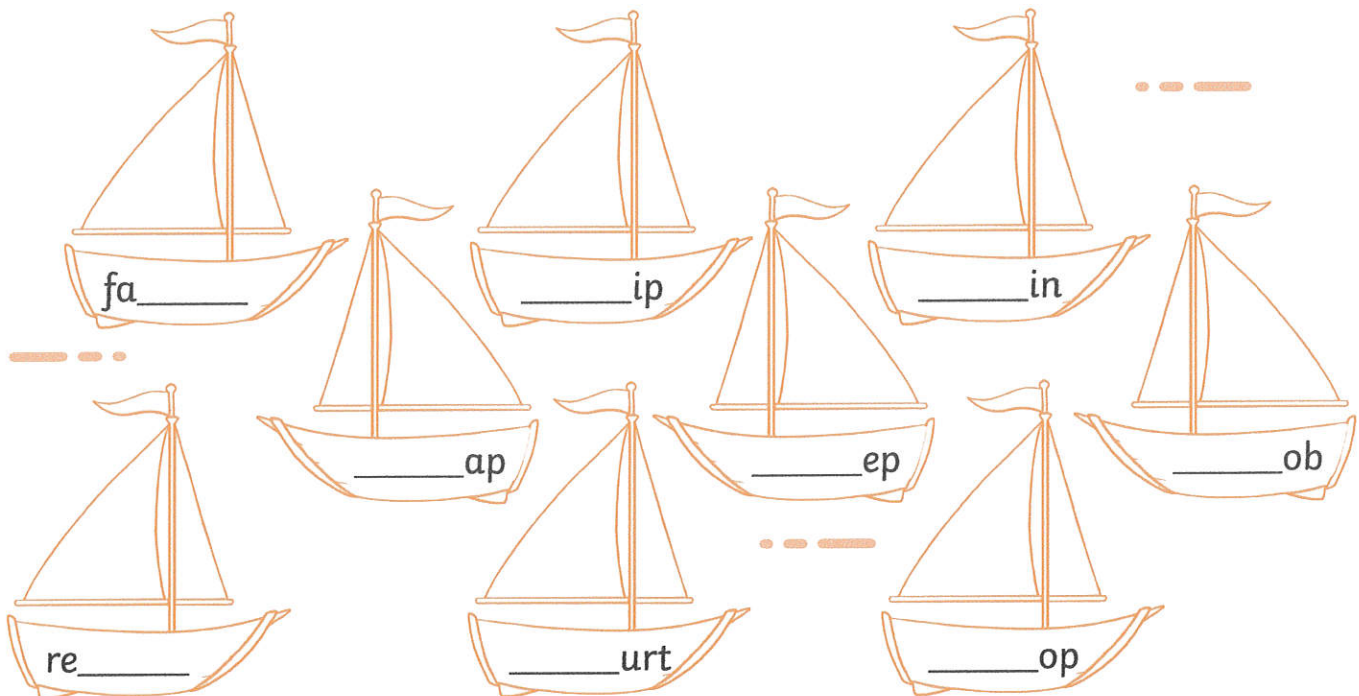
Pirates: The Mystery of the Missing Treasure



Clue 2: All Aboard

Each of these words has two letters missing. Add the missing letters and write the word in the correct box, making sure to spell it correctly.

The two letters with the most matching words will show which ship the greedy pirate works on.



If **sp** has the most matching words, the pirate works on the **Evil Delight**.



If **st** has the most matching words, the pirate works on the **Golden Doubloon**.



If **sn** has the most matching words, the pirate works on the **Horrid Princess**.

The letters are used the most.

Which ship does the greedy pirate work on?

☐


Evil Delight

☐

Golden Doubloon

☐

Horrid Princess












Pirates: The Mystery of the Missing Treasure



Clue 3: Scrub the Deck

Draw a line to match the word to the correct grapheme. They all make an alternative sound. Make sure that you spell the words correctly.

The grapheme with the most matching words will show the treasure thief's job.



If **c** is needed most,
the culprit is a:

C

powder
monkey



If **y** is needed most,
the culprit is a:

y

gunner



If **o** is needed most,
the culprit is a:

O

boatswain



If **g** is needed most,
the culprit is a:

g

carpenter



The grapheme with the most matching words is **g**,

so the greedy pirate must be a carpenter.





Pirates: The Mystery of the Missing Treasure

Clue 4: Eye, Eye!

Read the sentences below. Decide which suffix is needed to correctly complete the words.

-ed

If **-ed** is used most, the culprit **does** have an eyepatch.

-en

If **-en** is used most, the culprit **does not** have an eyepatch.

I bet Captain Redbeard wants to flatt_____ the greedy pirate!

I'm sure another pirate will help to light_____ their load.

I'm shocked
that someone has
help_____
themselves!

Who stay_____ up
later than everyone
else last night?

I saw Captain
Redbeard's lip
stiff_____ when he
heard the news.

They've watch_____ the
investigation this whole time!

The police will need to
wid_____ their investigation.

I bet the
Captain will
sharp_____
his sword!

Who want_____ the
treasure all to
themselves?

Why did the Captain
slack_____ his
control of his crew?

I wonder if the culprit wait_____ until it had gone dark.

I bet the treasure is hidd_____ in plain sight.

The suffix is used the most.

This means that the greedy pirate _____ an eyepatch.



Pirates: The Mystery of the Missing Treasure



Clue 5: Polly Wants a Cracker

Draw a line to match the word with the correct vowel digraph, then write the word in the box. Make sure that you spell the words correctly.

The vowel digraph with the most matching words will show whether or not the culprit has a pet parrot.

h nt

l n

gust

h l

str

l nch

pr n

h k

y n



au

If **au** has the most matching words, the culprit **has** a parrot.



aw

If **aw** has the most matching words, the culprit **does not have** a parrot.

The vowel digraph with the most matching words is .

That means that the greedy pirate _____ a parrot.



Pirates: The Mystery of the Missing Treasure

Name	Male or Female?	Ship	Job	Do They Have an Eyepatch?	Do They Have a Parrot?
Birch Stone	male	Evil Delight	gunner	yes	no
Danna England	female	Golden Doubloon	powder monkey	yes	yes
Edrea Harding	female	Horrid Princess	boatswain	no	yes
Elnora Arch	female	Golden Doubloon	gunner	no	no
Garman Sherwood	male	Evil Delight	powder monkey	no	no
Holden Winmore	male	Horrid Princess	carpenter	yes	yes
Jannie Abram	female	Evil Delight	gunner	yes	no
Lassie Lincoln	female	Golden Doubloon	powder monkey	no	no
Lella Shelley	female	Evil Delight	boatswain	no	no
Lockwood Swales	male	Horrid Princess	carpenter	no	yes
Mossie Camden	female	Golden Doubloon	boatswain	yes	no
Myra Oxworth	female	Golden Doubloon	powder monkey	no	yes
Norman Smithy	male	Horrid Princess	carpenter	no	no
Rayburn Vile	male	Evil Delight	powder monkey	no	no
Rodman Wolf	male	Horrid Princess	boatswain	no	yes
Rudd Law	male	Golden Doubloon	gunner	yes	no
Shandy Smit	male	Horrid Princess	powder monkey	no	no
Stanley Clark	male	Horrid Princess	carpenter	no	no
Trudy Bartholomew	female	Golden Doubloon	powder monkey	yes	yes


The greedy pirate who stole the treasure was:



Science Week: Fireworks in a Jar

You Will Need

- A jam jar or similar
- A small bowl or dish
- Cooking oil
- Different coloured food colouring
- Fork



This is a great experiment to try at home or at school. It only needs a few basic ingredients and everyday kitchen equipment.

Method

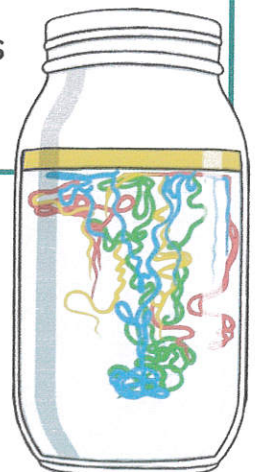
- 1 Fill the jar about $\frac{3}{4}$ full with the warm water.
- 2 Mix the oil and a few drops of food colouring together in the bowl with a fork.
- 3 Pour the mixture slowly into the jar with the water.
- 4 Watch as the fireworks begin!


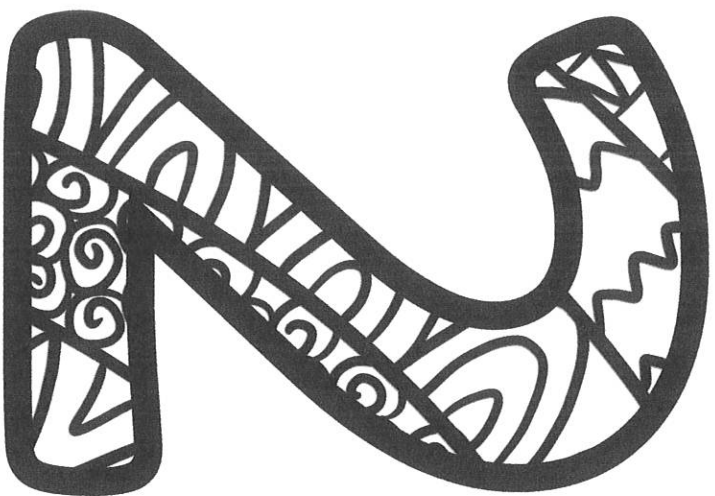
The Science Bit

When the oil and food colouring are poured into the water, it stays on top of the water, but soon the food colouring starts to sink into the water, leaving colourful trails as it falls and dissolves.


Safety:

Do not try to use boiling water for this experiment. Always get a grown-up to help you when you are doing science.





2021 Year of the Ox



Random Acts of Kindness New Year Promises

What could you do this year to show kindness to others?

Make some new year promises below.

Maybe you could donate some of your outgrown clothes to charity, volunteer to help an elderly neighbour with some gardening, take supplies to an animal shelter, write a thank you letter to someone serving in the armed forces or give food to a local food bank... the possibilities are endless!



Think of one idea for every month of the year.

January

February

March

April

May

June

July

August

September

October

November

December

New Year, New Beginning

KS2 Circle Time Ideas

- Discuss New Year's resolutions and why people make them. Should you set yourself a challenge? Should a resolution be easy to stick to? Does it have to last a whole year? Or just a month? Discuss a whole-class resolution for each month of the year.
- Look at the ways in which different countries celebrate New Year. Are they all at the same time of the year?
- Discuss the past year with the children. Use the following headings to aid the discussion:

Things that have been positive/ you have enjoyed in the past year:	Things that you have found difficult in the past year:
Things that have been positive for our school/country in the past year:	Challenges our school/country may face in the next year:
Things you are looking forward to in the next year:	Challenges you may face in the next year:

- Make a time capsule. Ask the children to draw a picture of themselves and write about their favourite book/song/film/subject/sport. Place the children's portraits into the inside of a cardboard tube and either bury them or place them out of reach for the next 12 months. You may want to send this activity with the children as they move up a year so that they can open it in December to see how much they have changed.
- Alternatively, the children could write a message as a class for the next class to read in 12 months' time. They could explain how systems in the classroom work and what the next class have to look forward to.



Honey Cake Recipe

On the day before Yom Kippur, Jewish people often ask for and receive lekach, which is honey cake. This is to represent the hope for a sweet year to come.

Ingredients


- $3\frac{1}{2}$ cups all-purpose flour
- 1 tablespoon baking powder
- 1 teaspoon baking soda
- $\frac{1}{2}$ teaspoon salt
- 4 teaspoons ground cinnamon
- $\frac{1}{2}$ teaspoon ground cloves
- $\frac{1}{2}$ teaspoon ground allspice
- 1 cup vegetable oil
- 1 cup honey
- $1\frac{1}{2}$ cups granulated sugar
- $\frac{1}{2}$ cup brown sugar
- 3 eggs
- 1 teaspoon vanilla extract
- 1 cup warm coffee or strong tea
- $\frac{1}{2}$ cup orange juice


Equipment

- bowl
- whisk
- cake tins or bundt pan

Method

1. In a large bowl, whisk together flour, baking powder, baking soda, cinnamon, cloves, salt and allspice.
2. Make a well in the centre and add the rest of the ingredients.
3. Using a strong wire whisk or an electric beater on low speed, mix until you get a thick, smooth batter.
4. Pour the batter into well-greased pans. This recipe makes quite a lot of batter, so depending on the size pans you use, you may have some left over. You can pour the leftover batter into another pan, or into a cupcake tin and make some honey cupcakes.
5. Bake at 350° F/ 180°C until a skewer comes out clean, approximately 50–60 minutes for a bundt pan.





Honey Biscuits

Ingredients

To make 30 biscuits you will need:

100g soft butter

100g sugar

1 large tablespoon honey

1 egg yolk

1 level teaspoon cinnamon

180g self-raising flour

Equipment

1 large bowl

1 wooden spoon

1 tablespoon

1 teaspoon

1 greased baking tray

Method

1. Cream the butter and sugar together in the bowl.
2. Beat in the honey and the egg yolk.
3. Add the cinnamon and flour, and mix into soft dough.
4. Using a teaspoon, take small amounts of dough and roll them gently into balls – you should have enough dough for about 30 balls.
5. Place all the balls on a greased baking tray.
6. Cook for 10 minutes at 175°C.
7. Remove biscuits from the oven and place on a wire rack to cool.
8. Eat and enjoy!

